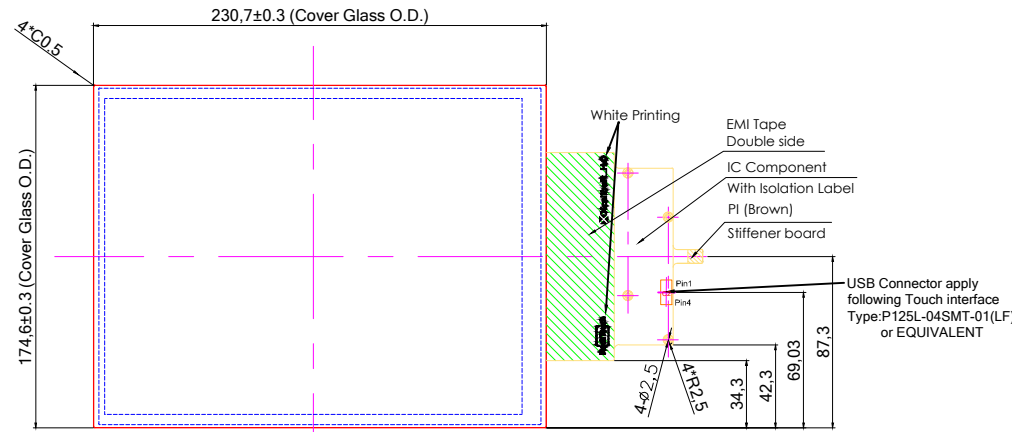
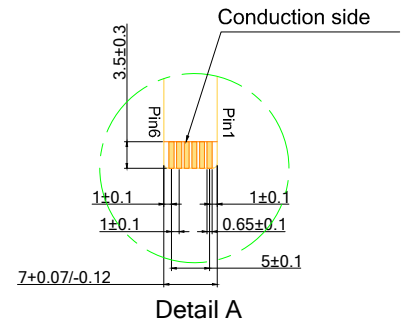
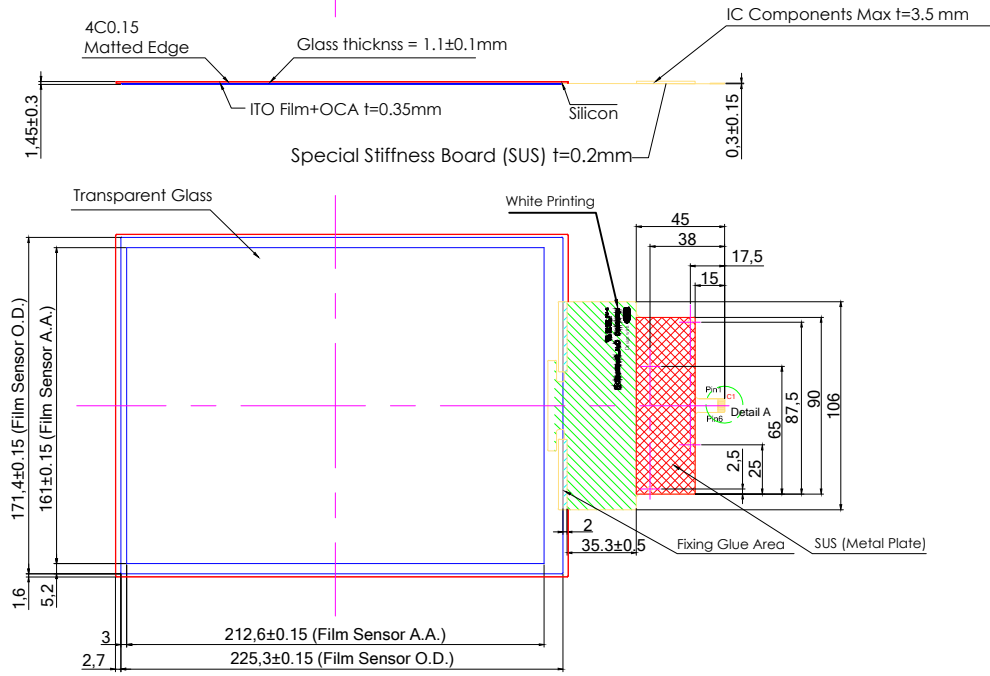


Front VIEW



C1: USB	
Pin 01	GND
Pin 02	D-
Pin 03	D+
Pin 04	VDD(5V)
Pin 05	NC
Pin 06	RST

Back VIEW



C2: Pin Define for USB 4 pin	
Pin 01	GND
Pin 02	D-
Pin 03	D+
Pin 04	VDD

Date _____ Drawing Number _____

- Spec:
- 1. General O.D. Tolerance : ±0.3
 - 2. Border Type : Matte
 - 3. Glass Type : C.S.
 - 4. Surface Treatment : None
 - 5. Background Printing : None
 - 6. Logo Printing : None
 - 7. Transmittance Level : >85%
 - 8. Important Notes :

Note:

- A. Distance between LCD and Touch must be at least 1 mm otherwise touch will not work correctly
- B. If customer put a front cover lens all around he need to use at least 2 mm Thick gasket between touch and metal frame
- C. refer to the integration guide to avoid any integration noise issue
- D. before mass production customer must provide machine for final firmware tuning, or we must test in remote and tune final firmware

Customer Approval		Part Number		RTPC104-H11001-U	
Date	Rev	Date	Person	Description	
Company					
Name					
Signature		Date	Design By	Date	Check By
		20161016	Jeff		
				Approved By	

